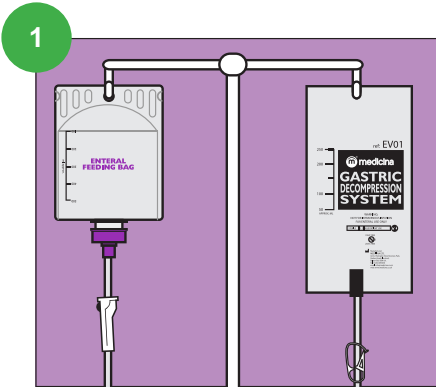


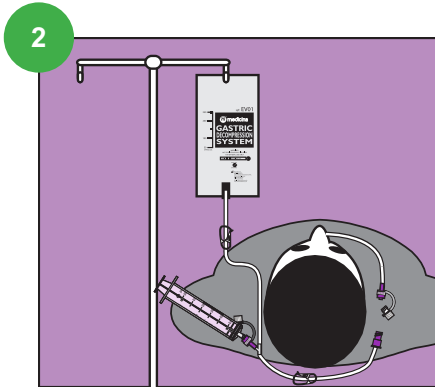
Medicina ENFit® Gastric Decompression System

Instructions for Use



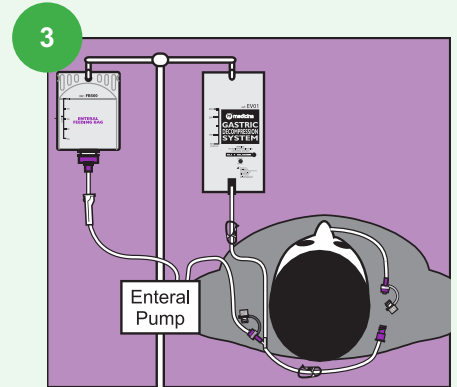
1

Hang the gastric decomposition system at approximately the same height as the feeding container. Close the white clamp above the 'Y' Port.



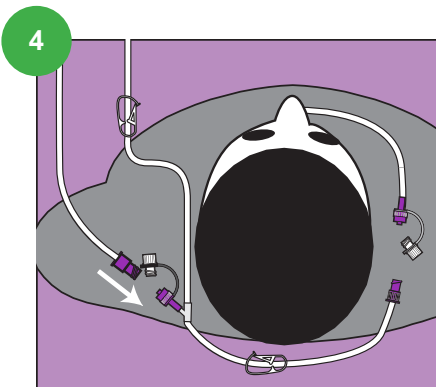
2

The system can be used with a gravity or bolus delivery system (as shown).



3

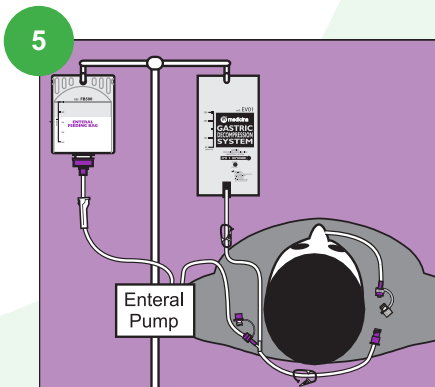
Or the system can be used with an enteral pump (shown) or syringe system. It can be used with any feeding tube or feeding device.



4

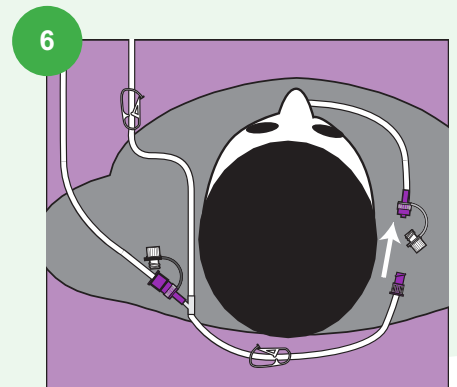
Attach the enteral pump administration set connector to the 'Y' port on the decompression line. Prime the enteral and decompression lines below the 'Y' Port with feed.

Before priming ensure the clamp above the 'Y' port is closed and the lower clamp is open.



5

Ensure both the enteral tube and decompression tube below the 'Y' port are primed before connecting to the NG tube. The 'Y' Port should be at or below the patient's umbilicus.



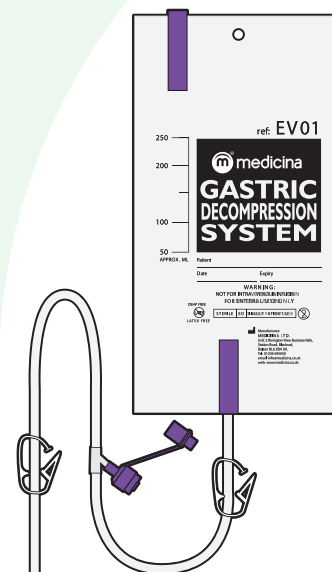
6

Attach the decompression line connector to the NG tube. NOTE: Manually decompress the patient's stomach using an enteral 60ml syringe before connecting the decompression line to the NG tube.

ENFit Gastric Decompression Systems

EV01L 250ml Gastric Decompression System (30)

EV02L 500ml Gastric Decompression System (30)



For any technical enquiries, please contact us on (02) 9882 3666 or at orders@amsl.com.au

amsl.com.au

PR-100-356 February 2020

